
Miniature Pressure Transmitter

Model : P364 (Silicon cell with Mini DIN Connector)
P366 (Silicon cell with DIN Connector)



Advantages

- Miniature pressure transmitter for industrial applications
- Extremely corrosion resistant
- Rugged piezoresistive ceramic or silicon measuring cell
- Shock and vibration resistant
- Miniature design
- Measuring ranges
 - Silicon sensor : - 1~ 0.5 to 100 bar relative,
0 ~ 1 to 25 bar absolute

Applications

The transmitters can be used for a wide range of applications in process control, automatic machinery and hydraulic or pneumatic system design.

- Standard hydraulic and pneumatic equipments
- Process control
- Machine tools and automatic machinery
- Monitoring systems
- Servo valves and drives
- Chemical and petrochemical industry
- Air and gas compressors
- Loading and brake systems



P364

P366

Descriptions

P360 series miniature designed pressure transmitter meets the requirements for a general purpose, reliable and economical pressure measurements for industrial and process control installations. This pressure transmitter measures of gases and liquids in industrial applications and is available wide range of pressure in -1 ~ 0.5 to 100 bar relative pressure and 0 ~ 1 to 25 bar absolute pressure.

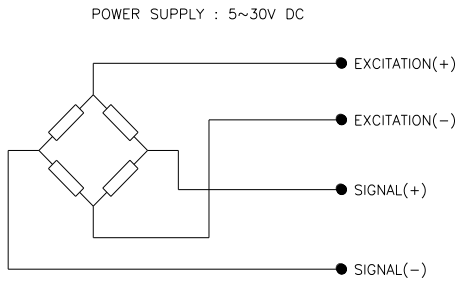
It is extremely versatile and suitable for measuring dynamic and static pressure.

The built-in piezoresistive silicon measuring cell is highly corrosion resistant, stable and an excellent price / performance ratio. The transmitters are available with either 2-wire current or 3-wire voltage output. The measuring principle of ceramic sensor is that the pressure to be measured acts without transmitting liquid on a stable, corrosion resistant ceramic measuring cell. Piezoresistive resistors are attached to the cell and connected into a Wheatstone bridge configuration. In case of isolated silicon sensor, the pressure to be measured acts through thin corrosion resistant stainless steel 316L diaphragm on a silicon measuring element. The pressure transmitting medium is silicon oil. The measuring element contains diffused piezoresistive resistors which are connected into a Wheatstone bridge. The output signal of this bridge is converted into a standardized current or voltage output signal.

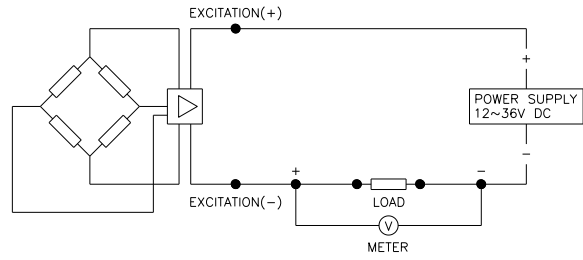
Specification

Input	
Model	P364 / P366
Technology	Piezoresistive silicon pressure sensor
Pressure ranges	-1 ~ 0 ~0.5 to 100 bar relative pressure 0~1 to 25 bar absolute pressure
Pressure reference	Vacuum, Gauge & Absolute
Overload	2x full scale without damage
Burst Pressure	6x full scale (max 300 bar)
Output	
Amplified	4~20mA current (2-wire) 1~5V voltage(3-wire) Other signals available on request
Electrical Specification	
Excitation voltage	9~30V DC
Load resistance max @ 24V	500Ω at 24V
Influence of excitation	0.01% FSO/V
Power ripple	≤500mV P-P
Reverse polarity	Protected
Insulation Resistance	≥100MΩ/500VDC(200MΩ/250VDC)
Shock resistance	≤ 200g/1ms (IEC 60068-2-27)
Response time (10~90%)	≤4 milliseconds
Adjustment	None
Performance Specification	
Accuracy	±0.5% FSO typical
Linearity,Hysteresis & Repeatability	±0.35% FSO typical
Stability	±0.25% FSO/a@25°C
Cutoff frequency(-3 d B)	≤2KHz
Reference temperature	25 °C
Operating temperature range	-20~80°C
Compensated temperature range	-10~70°C
Thermal sensitivity shift	≤ ±0.03% FSO typical
Thermal zero shift	≤ ±0.2% FSO typical
Physical Specification	
Process connection	PT1/4 , PT3/8 , PT1/2 male thread PF1/4 , PF3/8 , PF1/2 male thread Female thread & other connections available on request
Process media	Gases and liquids compatible with
Materials of Diaphragm	Stainless steel 316L
Housing	Stainless steel 304
Gasket O-ring	Viton or HNBR
Enclosure rating	IP65
Influence of mounting position	~ 20kPa : ≤ ±0.5% FSO 20kPa ~ : ≤ ±0.2% FSO Under 0.5kgf/cm ² , mounting vertically
Weight	Approx. (50 ~ 85g)
Options	Cooling Fin Siphon tube

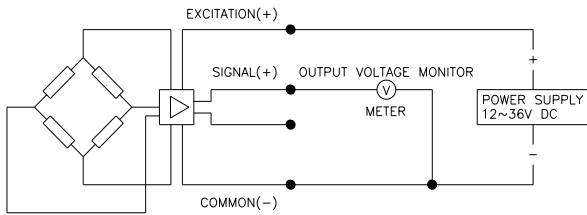
System connection for unamplified



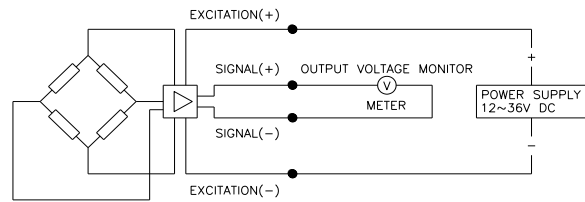
System connection for 2-wire transmitter



System connection for 3-wire transmitter

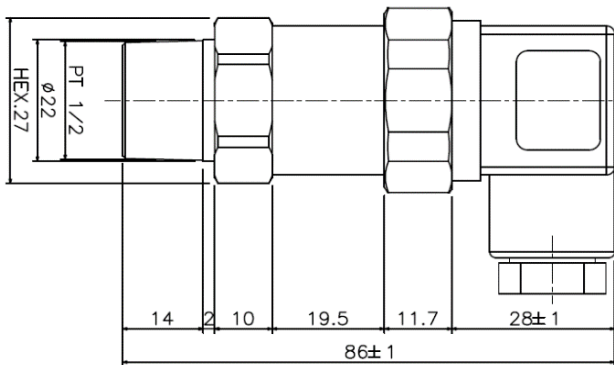


System connection for 4-wire transmitter

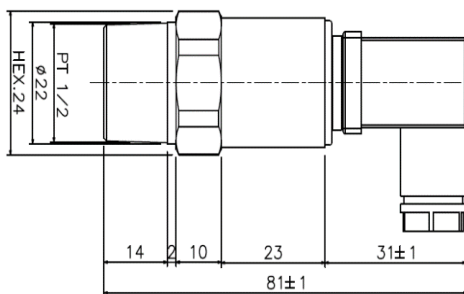


Dimension (mm)

P366



P364



Electrical connection

E : Excitation

S : Signal

C : Common

DIN connector

System Color	2-Wire	3-Wire
Pin 1	E +	E +
Pin 2	S +	Ground
Pin 3		S +
GND	not connected to housing	

Mini DIN connector

System Color	2-Wire	3-Wire
Pin 1	E +	E +
Pin 2	S +	Ground
Pin 3		S +
GND	not connected to housing	

Ordering Information

Miniature Pressure Transmitter

1. Base model

P36																				Piezoresistive silicon sensor
-----	--	--	--	--	--	--	--	--	--	--	--	--	--	--	--	--	--	--	--	-------------------------------

2. Electrical connection type

4																				Mini DIN connector
6																				DIN connector

3. Pressure reference

R																				Relative pressure
A																				Absolute pressure

4. Process connection type "1"

M																				Male thread
F																				Female thread

5. Process connection type "2"

T																				PT thread as standard
N																				NPT thread
F																				PF thread
X																				Other process connections available on request

6. Process connection size

1																				1/4"
2																				3/8"
3																				1/2"
X																				Other units available on request

7. Accuracy

S																				±0.5% F.S.O
---	--	--	--	--	--	--	--	--	--	--	--	--	--	--	--	--	--	--	--	-------------

8. Measuring range

03																				0 ~ 0.5 (Only available relative)
04																				0 ~ 1
05																				0 ~ 2
06																				0 ~ 5
07																				0 ~ 10
08																				0 ~ 20
09																				0 ~ 35 (Only available relative)
10																				0 ~ 50 (Only available relative)
11																				0 ~ 100 (Only available relative)
xx																				Other calibration ranges available on request

9. Unit

M																				Calibration in mmH ₂ O
K																				Calibration in kgf/cm ²
A																				Calibration in Mpa
B																				Calibration in bar
P																				Calibration in psi
X																				Other units available on request

10. Output signal / Electrical connection type

A1																				4~20mA, DC, 2-wire output
B1																				1~5V, DC, 3-wire output
B2																				0~5V, DC, 3-wire output
B3																				0~10V, DC, 3-wire output

11. Option

N																				None options
C																				Cooling Fin
S																				Siphon tube
X																				Other accessories available on request

P36	4	R	M	T	1	H	07	K	A1	N	Sample ordering code									
-----	---	---	---	---	---	---	----	---	----	---	----------------------	--	--	--	--	--	--	--	--	--

Specifications subject to change without notice